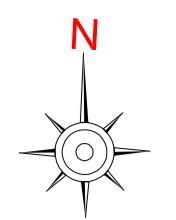




1

FOR ONLY TENDER PURPOSE



NOTES :-

- YEAR - 2030
- YEAR - 2045
- ZONING LINE
- WARD BOUNDRY

SEWER PIPELINE DETAILS

DIAMETER	SEWER PIPELINE
150 mm	<span style="color: red;">—</span>
200 mm	<span style="color: cyan;">—</span>
250 mm	<span style="color: blue;">—</span>
300 mm	<span style="color: magenta;">—</span>
350 mm	<span style="color: yellow;">—</span>
400 mm	<span style="color: green;">—</span>
450 mm	<span style="color: teal;">—</span>
500 mm	<span style="color: orange;">—</span>
600 mm	<span style="color: gold;">—</span>
700 mm	<span style="color: brown;">—</span>
800 mm	<span style="color: darkred;">—</span>
900 mm	<span style="color: grey;">—</span>
1000 mm	<span style="color: darkblue;">—</span>
1100 mm	<span style="color: lightgreen;">—</span>
1400 mm	<span style="color: pink;">—</span>
1500 mm	<span style="color: lightblue;">—</span>
1600 mm	<span style="color: yellowgreen;">—</span>
1800 mm	<span style="color: darkorange;">—</span>
2000 mm	<span style="color: darkblue;">—</span>

REFERENCE DRAWINGS

NAME OF DRAWING	REF. NO.

SHEET INDEX

1	2	3	4
5	6	7	8
9	10	11	12
13			

DESCRIPTION

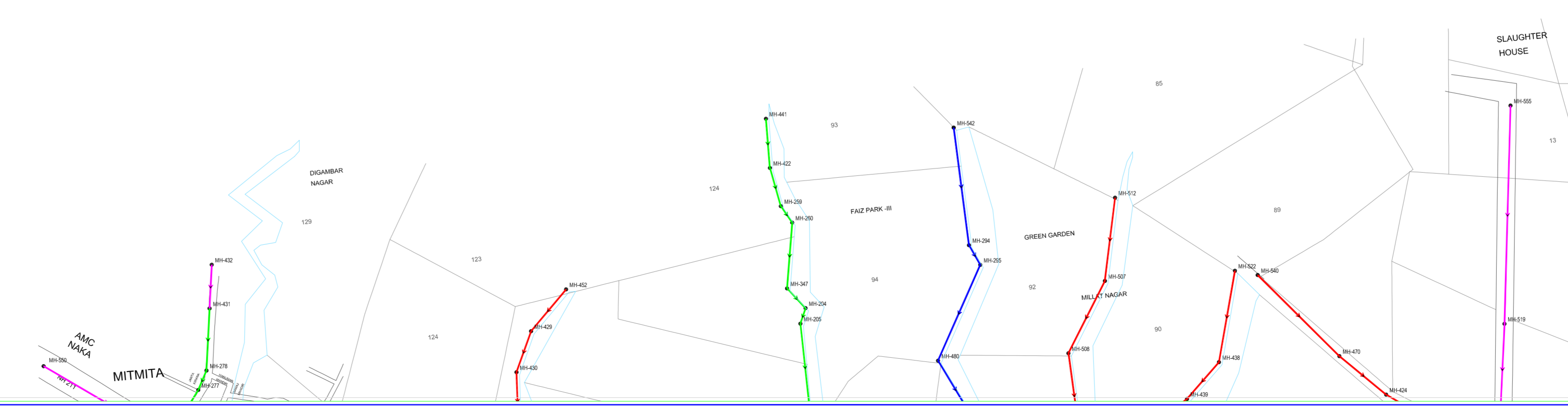
AURANGABAD MUNICIPAL CORPORATION

CONSULTANT  
FORTRESS INFRASTRUCTURE ADVISORY SERVICES

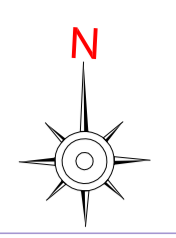
DWG. BY	SBR	NAME OF PROJECT	DRG. NO.
CHEK. BY	SSJ	UNDER GROUND SEWERAGE SYSTEM	1/13
APP. BY	ARV	FOR AURANGABAD CITY	
DATE	APR -12	DRAWING TITLE	SCALE
		PLAN SHOWING UNDERGROUND SEWERAGE SYSTEM	1:6000

URBAN INFRASTRUCTURE DEVELOPMENT SCHEME FOR SMALL AND MEDIUM TOWN

8







2

NOTES :-

- YEAR - 2030
- YEAR - 2045
- ZONING LINE
- WARD BOUNDRY

SEWER PIPELINE DETAILS

DIAMETER	SEWER PIPELINE
150 mm	<span style="color: red;">—</span>
200 mm	<span style="color: cyan;">—</span>
250 mm	<span style="color: blue;">—</span>
300 mm	<span style="color: magenta;">—</span>
350 mm	<span style="color: yellow;">—</span>
400 mm	<span style="color: green;">—</span>
450 mm	<span style="color: teal;">—</span>
500 mm	<span style="color: orange;">—</span>
600 mm	<span style="color: gold;">—</span>
700 mm	<span style="color: brown;">—</span>
800 mm	<span style="color: black;">—</span>
900 mm	<span style="color: grey;">—</span>
1000 mm	<span style="color: darkgreen;">—</span>
1100 mm	<span style="color: lightgreen;">—</span>
1400 mm	<span style="color: pink;">—</span>
1500 mm	<span style="color: lightblue;">—</span>
1600 mm	<span style="color: yellowgreen;">—</span>
1800 mm	<span style="color: darkred;">—</span>
2000 mm	<span style="color: darkblue;">—</span>

REFERENCE DRAWINGS

NAME OF DRAWING	REF. NO.

SHEET INDEX

1	2	3	4
5	6	7	8
9	10	11	12
13			

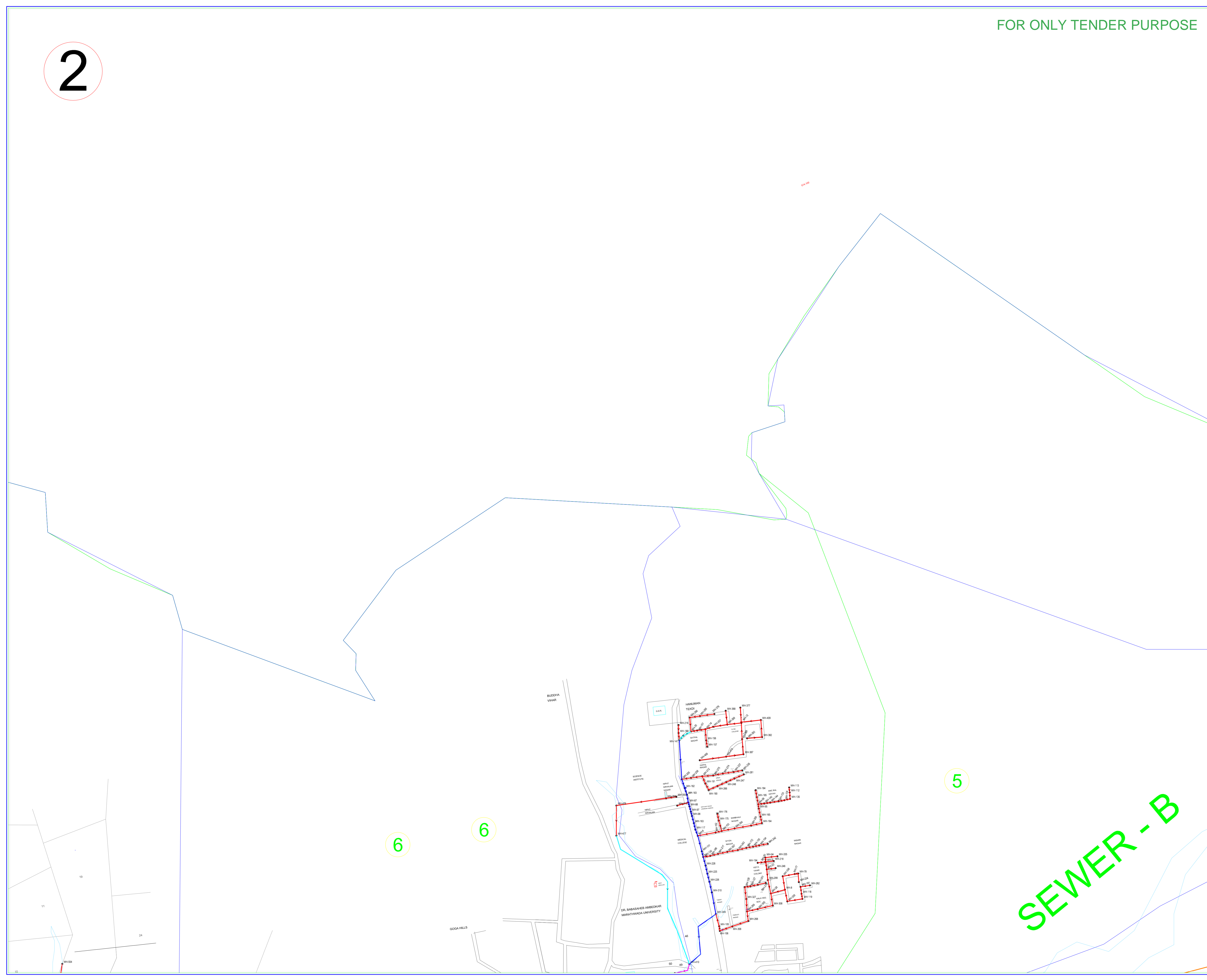
DESCRIPTION

**AURANGABAD MUNICIPAL CORPORATION**

**CONSULTANT**  
FORTRESS INFRASTRUCTURE ADVISORY SERVICES

DWG. BY	SBR	NAME OF PROJECT	DRG. NO.
CHEK. BY	SSJ	UNDER GROUND SEWERAGE SYSTEM FOR AURANGABAD CITY	2/13
APP. BY	ARV	DRAWING TITLE	SCALE
DATE	APR -12	PLAN SHOWING UNDERGROUND SEWERAGE SYSTEM	1:6000

URBAN INFRASTRUCTURE DEVELOPMENT SCHEME FOR SMALL AND MEDIUM TOWN

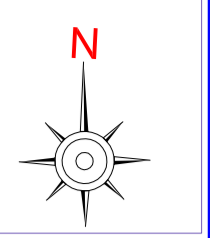


SEWER - B



3

FOR ONLY TENDER PURPOSE



NOTES :-

- YEAR - 2030
- YEAR - 2045
- ZONING LINE
- WARD BOUNDRY

**SEWER PIPELINE DETAILS**

DIAMETER	SEWER PIPELINE
150 mm	<span style="color: red;">—</span>
200 mm	<span style="color: cyan;">—</span>
250 mm	<span style="color: blue;">—</span>
300 mm	<span style="color: magenta;">—</span>
350 mm	<span style="color: yellow;">—</span>
400 mm	<span style="color: green;">—</span>
450 mm	<span style="color: teal;">—</span>
500 mm	<span style="color: orange;">—</span>
600 mm	<span style="color: brown;">—</span>
700 mm	<span style="color: purple;">—</span>
800 mm	<span style="color: darkred;">—</span>
900 mm	<span style="color: grey;">—</span>
1000 mm	<span style="color: darkgreen;">—</span>
1100 mm	<span style="color: lightgreen;">—</span>
1400 mm	<span style="color: pink;">—</span>
1500 mm	<span style="color: lightblue;">—</span>
1600 mm	<span style="color: yellowgreen;">—</span>
1800 mm	<span style="color: darkblue;">—</span>
2000 mm	<span style="color: blue;">—</span>

**REFERENCE DRAWINGS**

NAME OF DRAWING	REF. NO.

**SHEET INDEX**

1	2	3	4
5	6	7	8
9	10	11	12
13			

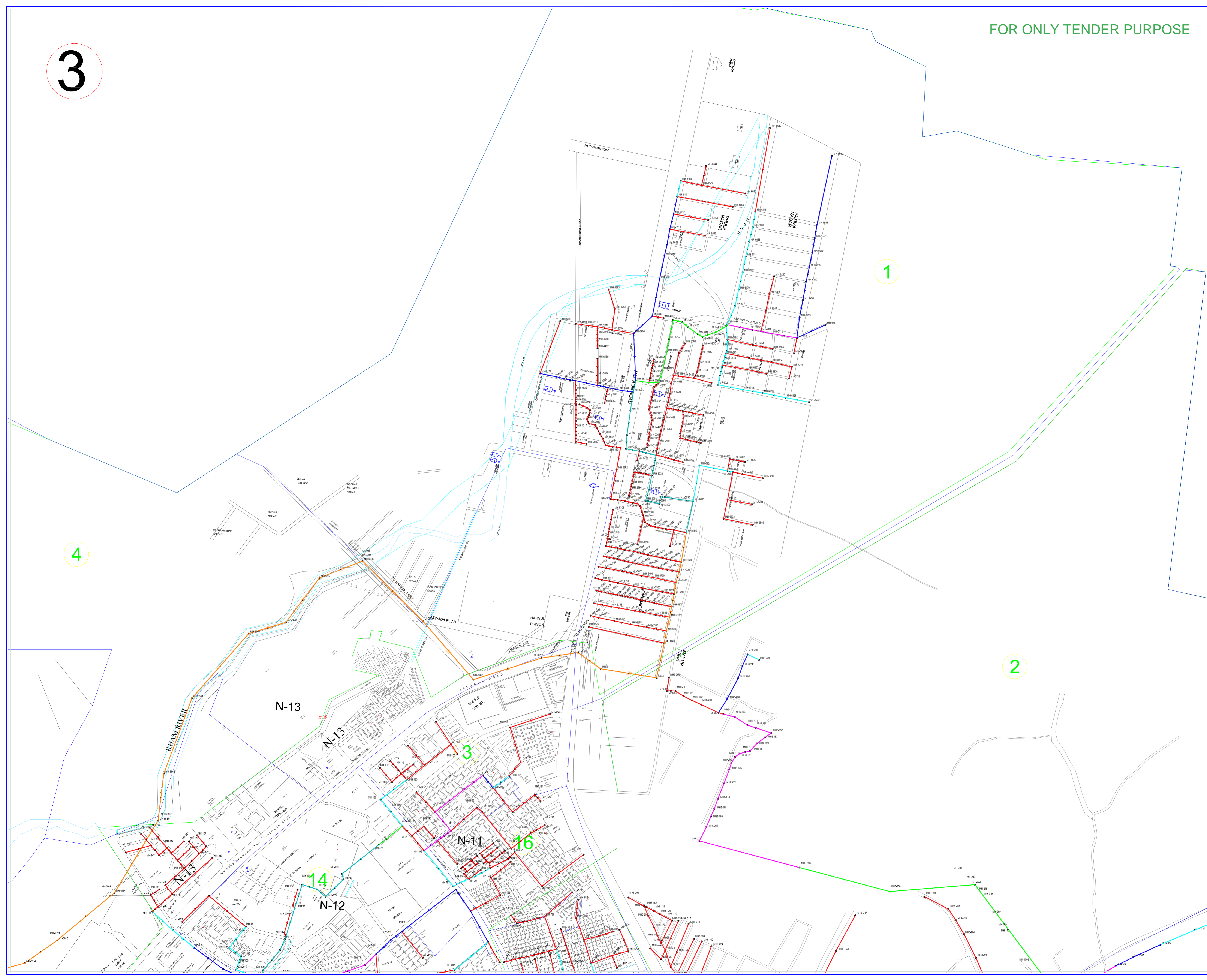
DESCRIPTION

**AURANGABAD MUNICIPAL CORPORATION**

**CONSULTANT**  
FORTRESS INFRASTRUCTURE ADVISORY SERVICES

DWG. BY	SBR	NAME OF PROJECT	DRG. NO.
CHEK. BY	SSJ	UNDER GROUND SEWERAGE SYSTEM	3/13
APP. BY	ARV	FOR AURANGABAD CITY	
DATE	APR -12	DRAWING TITLE	SCALE
		PLAN SHOWING UNDERGROUND SEWERAGE SYSTEM	1:6000

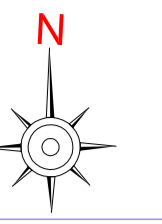
**URBAN INFRASTRUCTURE DEVELOPMENT SCHEME FOR SMALL AND MEDIUM TOWN**





4

FOR ONLY TENDER PURPOSE



NOTES :-

- YEAR - 2030
- YEAR - 2045
- ZONING LINE
- WARD BOUNDRY

**SEWER PIPELINE DETAILS**

DIAMETER	SEWER PIPELINE
150 mm	<span style="color: red;">—</span>
200 mm	<span style="color: cyan;">—</span>
250 mm	<span style="color: blue;">—</span>
300 mm	<span style="color: magenta;">—</span>
350 mm	<span style="color: yellow;">—</span>
400 mm	<span style="color: green;">—</span>
450 mm	<span style="color: teal;">—</span>
500 mm	<span style="color: orange;">—</span>
600 mm	<span style="color: yellow;">—</span>
700 mm	<span style="color: orange;">—</span>
800 mm	<span style="color: red;">—</span>
900 mm	<span style="color: grey;">—</span>
1000 mm	<span style="color: teal;">—</span>
1100 mm	<span style="color: green;">—</span>
1400 mm	<span style="color: magenta;">—</span>
1500 mm	<span style="color: cyan;">—</span>
1600 mm	<span style="color: yellow;">—</span>
1800 mm	<span style="color: red;">—</span>
2000 mm	<span style="color: blue;">—</span>

**REFERENCE DRAWINGS**

NAME OF DRAWING	REF. NO.

**SHEET INDEX**

1	2	3	4
5	6	7	8
9	10	11	12
13			

DESCRIPTION

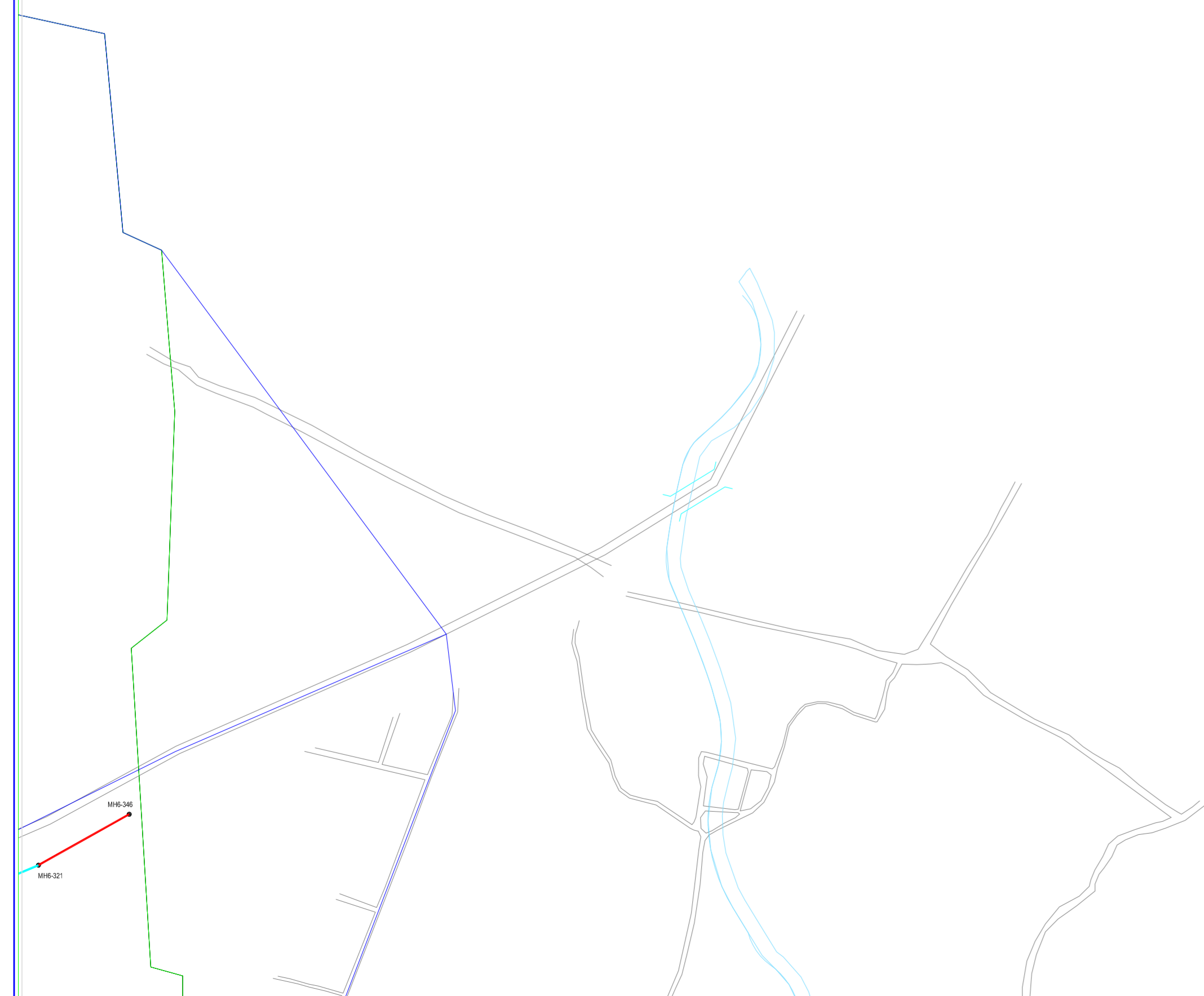
**AURANGABAD MUNICIPAL CORPORATION**

**CONSULTANT**

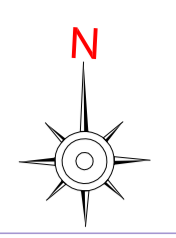
**FORTRESS INFRASTRUCTURE ADVISORY SERVICES**

DWG. BY	SBR	NAME OF PROJECT	DRG. NO.
CHEK. BY	SSJ	<b>UNDER GROUND SEWERAGE SYSTEM FOR AURANGABAD CITY</b>	4/13
APP. BY	ARV	<b>PLAN SHOWING UNDERGROUND SEWERAGE SYSTEM</b>	SCALE
DATE	APR-12		1:6000

**URBAN INFRASTRUCTURE DEVELOPMENT SCHEME FOR SMALL AND MEDIUM TOWN**



5



FOR ONLY TENDER PURPOSE

NOTES :-

- YEAR - 2030
- YEAR - 2045
- ZONING LINE
- WARD BOUNDRY

SEWER PIPELINE DETAILS

DIAMETER	SEWER PIPELINE
150 mm	<span style="color: red;">—</span>
200 mm	<span style="color: cyan;">—</span>
250 mm	<span style="color: blue;">—</span>
300 mm	<span style="color: magenta;">—</span>
350 mm	<span style="color: yellow;">—</span>
400 mm	<span style="color: green;">—</span>
450 mm	<span style="color: teal;">—</span>
500 mm	<span style="color: orange;">—</span>
600 mm	<span style="color: gold;">—</span>
700 mm	<span style="color: brown;">—</span>
800 mm	<span style="color: darkred;">—</span>
900 mm	<span style="color: grey;">—</span>
1000 mm	<span style="color: lightgreen;">—</span>
1100 mm	<span style="color: limegreen;">—</span>
1400 mm	<span style="color: pink;">—</span>
1500 mm	<span style="color: cyan;">—</span>
1600 mm	<span style="color: yellow;">—</span>
1800 mm	<span style="color: brown;">—</span>
2000 mm	<span style="color: blue;">—</span>

REFERENCE DRAWINGS

NAME OF DRAWING	REF. NO.

SHEET INDEX

1	2	3	4
5	6	7	8
9	10	11	12
13			

DESCRIPTION

**AURANGABAD MUNICIPAL CORPORATION**

**CONSULTANT**  
FORTRESS INFRASTRUCTURE ADVISORY SERVICES

DWG. BY	SBR	NAME OF PROJECT	DRG. NO.
CHEK. BY	SSJ	UNDER GROUND SEWERAGE SYSTEM	5/13
APP. BY	ARV	FOR AURANGABAD CITY	
DATE	APR -12	DRAWING TITLE	SCALE
		PLAN SHOWING UNDERGROUND SEWERAGE SYSTEM	1:6000

URBAN INFRASTRUCTURE DEVELOPMENT SCHEME FOR SMALL AND MEDIUM TOWN

